



INFOTOPICS

AN AD HOC COLUMN FROM PHIL@CUC.CA



2009 ACM – Big Things In A Small Package

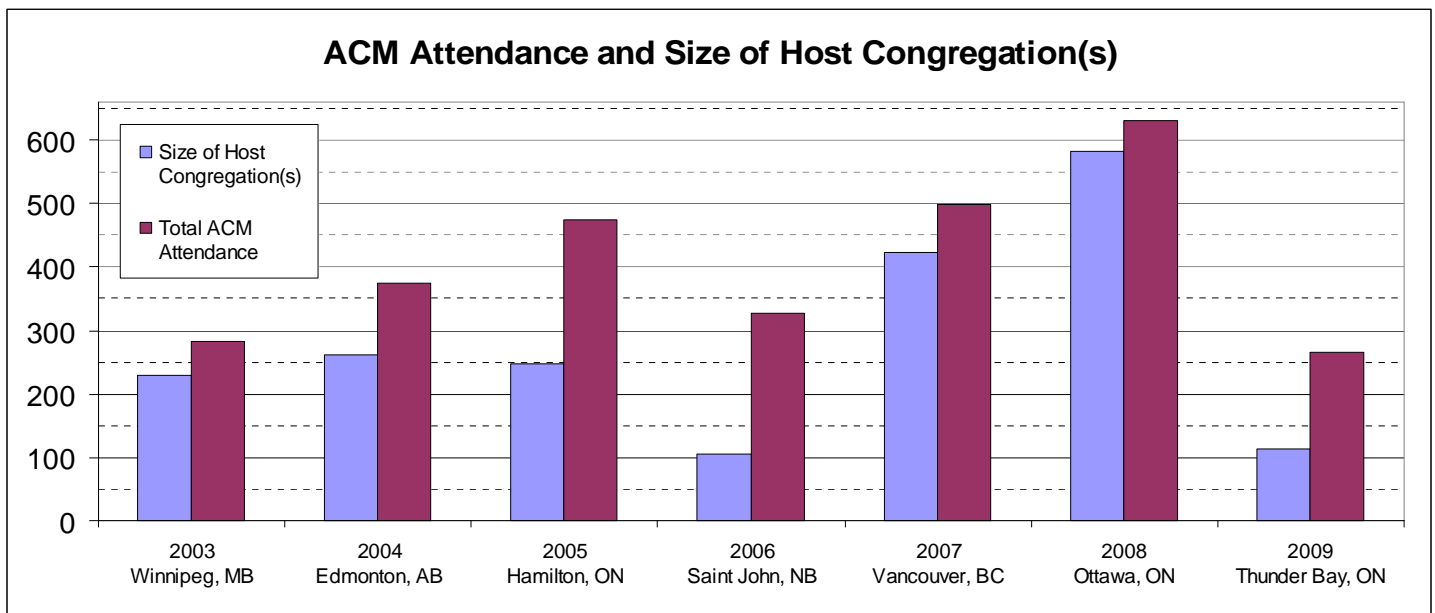
By some personal accounts, this ACM was “the best ever” and the early results from those who have completed the survey (see <http://www.cuc.ca/conference/2009/evaluation.htm> to add your responses) support those expressions, with various dimensions of the experiences typically being more than 75% in the positive range. This is due in large part to the outstanding teamwork of the Lakehead Unitarian Fellowship.

Here are a few particularly noteworthy items from the first 75 survey respondents:

- over 80% reported they felt engaged and had fun at the Banner Parade and Opening Ceremonies
- 100% reported they felt engaged and enjoyed the music at the Sunday Worship service, and over 90% reported positively in all other categories for the Sunday Worship service
- overall, nearly 95% felt welcome and had fun in Thunder Bay

Getting such high marks is no small accomplishment with the limited volunteer resources available in a smaller congregation. This year’s event was most similar in proportions to 2006 in Saint John, where the Saint John congregation had some help from the Fredericton congregation.

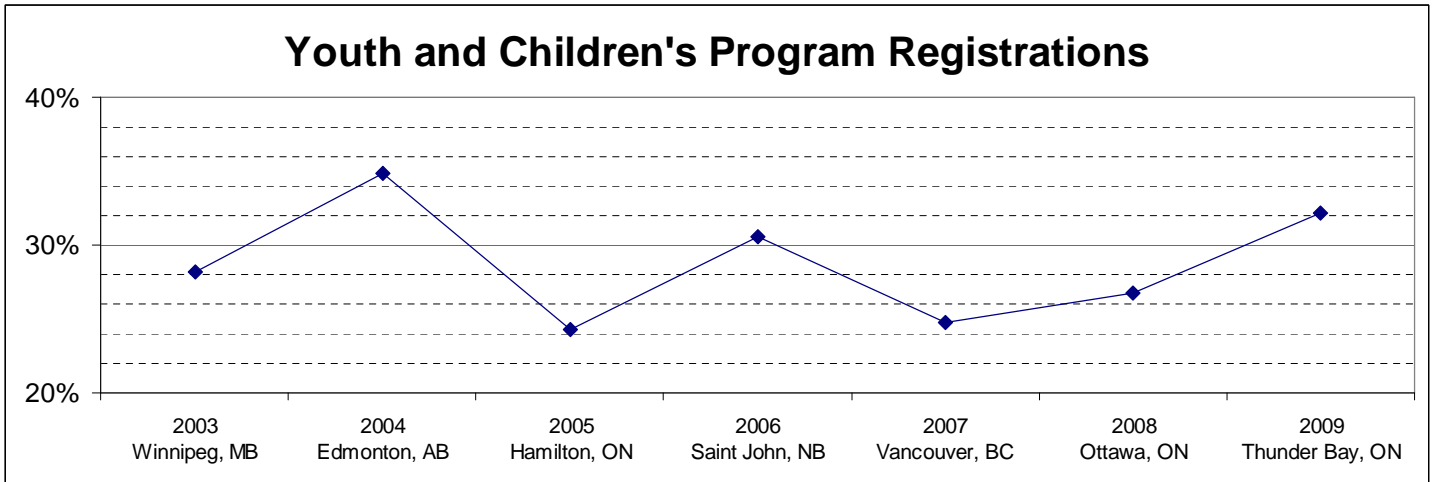
Here’s a look at the size of past ACMs versus the host congregation(s) certified membership:



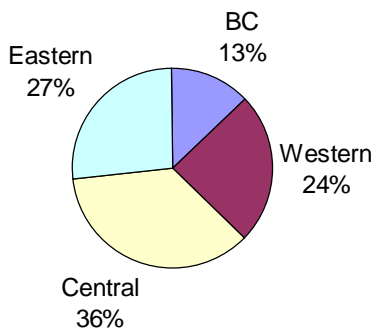
As the numbers show, geography is a primary influence on attendance. What the numbers don’t show is that the amount of planning required is not much different for a 250-person conference than for a 600-person conference. And every year the ACM continues to mature, evolve and grow in scope as the annual “main event” for Unitarian Universalists in Canada. In terms of volunteer commitment to the ACM, Lakehead Unitarian Fellowship surpassed some of the larger congregations that have hosted it.



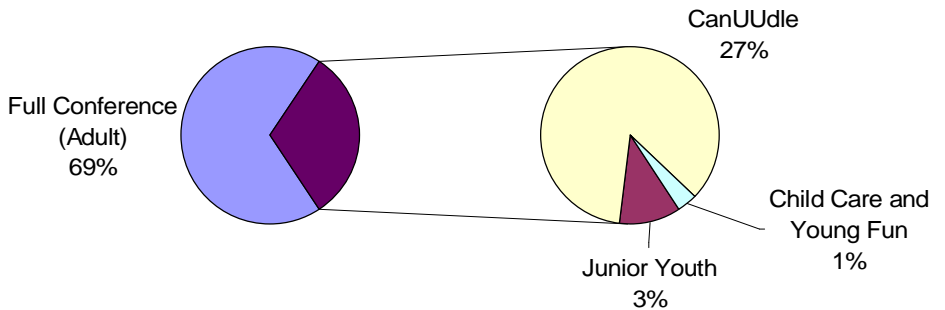
This year, participation of youth and children was above average, and the second-highest representation in the history of the ACM:



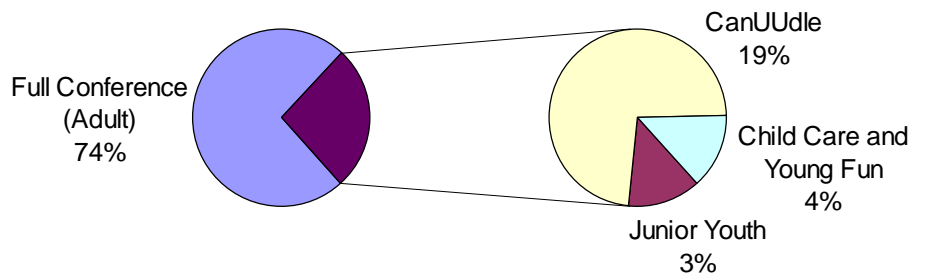
Conference Attendance (All Programs)



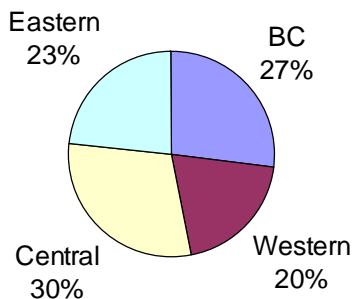
ACM Program Registration, 2009



ACM Program Registration, 2008



Regional Membership



Although young people were better-represented as a group in 2009, the very youngest were not. (In 2007 and 2008, Child Care and Young Fun represented 4% of total registrations; this year 1% of registrations were for those programs.) This is understandable, given the cost of travel and the recent economic conditions.